


High Frequency 2 Channel Switched Filter Bank

◆ Features:

- Narrow Band Cavity Design for Low Loss
- Compact Size
- Rugged Design with Mounting Flange for Military Application
- 0° to +70°C Operating Temperature Range
- TTL Compatible
- Medium Switching Speed
- RF Connections: SMA Female
- Control Connector: DEM9P



◆ Specifications:

Center Frequency Range:	10.0 to 12.0 GHz	Input Power:	1 watt
Relative Band Widths:	4% 1.0 dB	Channel Control:	TTL compatible
Pass Band Insertion loss:	4.0 dB	Switching Speed:	1 mS max.
Pass band ripple:	0.5 dB peak to peak	Approximate size:	3.5" L x 1.0" W x 2.0" H plus connectors and mounting flange
Pass band VSWR:	1.75:1 in and out	Operating Temperature:	0° to +70°C
Channel Rejection:	45 dB min.		
Center Frequency:	+/- 450 MHz		
Ultimate Rejection:	70 dB		

◆ Applications:

- Radio Frequency
- Shipboard
- Military

Filtering Solutions for Your Global Market

USA

Phone: 410-749-2424
FAX: 410-749-5725
Email: sales@klmicrowave.com

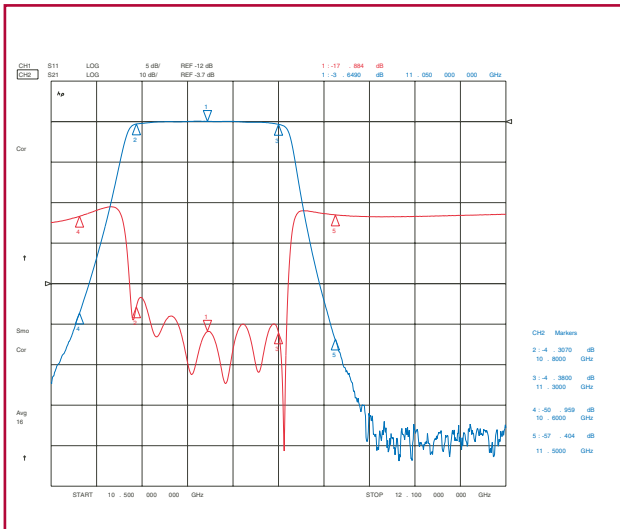
EUROPE

Phone: +44-(0)-1908-547920
FAX: +44-(0)-1908-695284
Email: sales@kleurope.com

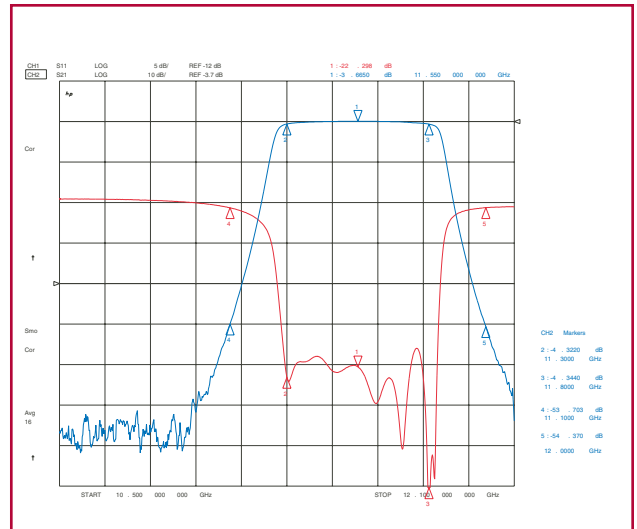
Order On-Line @ www.klmicrowave.com



High Frequency 2 Channel Switched Filter Bank



Low Channel



High Channel

Filtering Solutions for Your Global Market

USA

Phone: 410-749-2424
 FAX: 410-749-5725
 Email: sales@klmicrowave.com

EUROPE

Phone: +44-(0)-1908-547920
 FAX: +44-(0)-1908-695284
 Email: sales@kleurope.com

Order On-Line @ www.klmicrowave.com

